

## Encoded Hybrid Digital Watermarking Scheme to Target High PSNR using Haar- 2D Discrete Wavelet Transform for Stationary Images

Madhu Kumari<sup>1</sup>, Dr.Ritesh Sadiwala<sup>2</sup>

singhmadhumanoj@yahoo.com<sup>1</sup>, ritesh14ci@gmail.com<sup>2</sup>

<sup>1,2</sup>Bhabha College of Engineering, RKDF University, Bhopal, Madhya Pradesh

---

\* Corresponding Author: Madhu Kumari

Manuscript Received:

Manuscript Accepted:

---

**Abstract** – In this time of computerized media, advanced data experiences copyright and respectability infringement. If there should be an occurrence of any debate like rights infringement and responsibility for maker, advanced watermark assume a fundamental part to ensure the property privileges of the first proprietor of computerized data. Various of watermarking has been proposed as of late however picture quality i.e subtlety and vigor of host picture at getting is should be moved forward. Where the PSNR esteem show the visual nature of the picture where higher PSNR esteem lead better picture quality. So fundamental research hole need to built up a watermarking plan which avert verification of advanced data with keep up higher PSNR proportion moreover. The implanting calculation is strong against regular picture handling operations. It is inferred that the implanting and extraction of the proposed calculation is very much upgraded, strong and demonstrate a change over other comparable revealed strategies. Towards higher level of power, straightforwardness and visual impairment this paper proposed encoded half breed computerized watermarking Scheme (EHDWS) which is based discrete wavelet change (DWT) and particular esteem disintegration (SVD). In EHDWS watermark solitary bits are encoded by BCH code taken after by DWT and SVD. In proposed half and half computerized picture watermarking utilizing of BCH based Singular Value Decomposition and Discrete wavelet Transformation calculation is ideal .by utilizing of this cross breed advanced watermarking conceivable to innocuous our picture from many kind of assault and higher PSNR esteem.

**Keywords:** *Keywords* – Digital Watermark, DWT, Haar- Transform, SVD, BCH Code , Hybrid Encoding.

---

### I. INTRODUCTION

The fast advancement of computerized advances has enhanced access to data assets. These new advancements enable us to store, exchange and oversee computerized content with less time, less multifaceted nature and proficiency. Be that as it may, the investigation likewise brings hindrances, for example, unlawful replicating and appropriation of advanced substance. Web assumes an essential part in the development of unapproved and unlawful computerized content. [1] This expands the danger of abusing the proprietor of the copyright and keep the genuineness of advanced substance. One approach to shield advanced substance from illicit replicating and dissemination is to incorporate extra data called watermark on it.

Computerized watermarking is infused to keep the advanced validation data. Advanced watermarking is coordinated for all time in the care segment as a distinguishing proof code or picture that is unmistakable or imperceptible and has a tendency to dishearten unapproved replicating. [2]

On the off chance that an interruption endeavor to mischief or temper the water stamped numerical information, Watermark help catch the move made by the interlopers in view of the insurance of copyright. Watermark with many elements, for example, intangibility, straightforwardness, security and powerful assurance of copyright servers, video confirmation and unique mark and duplicate control [3].

Tattoo work situation can be separated in the spatial area or recurrence in light of the human

---

recognition watermark can be unmistakable or undetectable. Watermark ought to be connected to the source and goal application. Watermark joins change the coefficient recurrence picture have utilizing a typical strategy, for example, the discrete Fourier change (DFT), discrete cosine change (DCT), Discrete Wavelet Transform (DWT), and so on [1].

In this paper the proposed method will utilize the DWT change plot for the computerized watermarking. Which breaks down the info picture in four segments, specifically, LL, HL, LH and HH, where the primary letter compares with recurrence balanced of the line either low or high and second last allude to channel connected to the segments. The most minimal determination level LL allude to surmised some portion of the host picture [4] while rest three allude to detail parts and give the vertical high (LH), even high (HL) and high (HH) frequencies. In the proposed calculation, watermark is implanted into the host picture by changing the high recurrence coefficients band i.e. HH sub band .

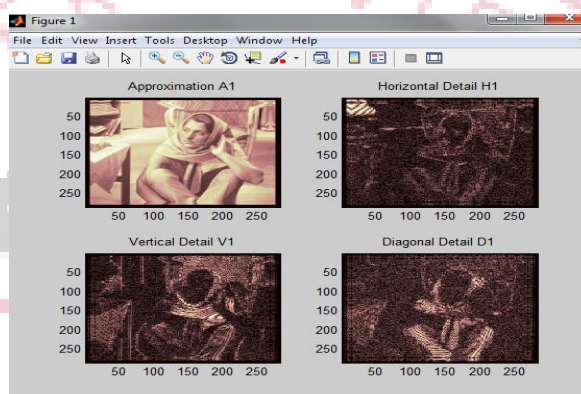


Figure 1: DWT Transform of Image

The strategy for blunder redress coding utilized as a part of this article is the BCH (Bose Chaudhuri Hocquenghem-) code (Lin and Costello, 1983). The calculation is normally connected to CCIR 584-1. This is a sort of cyclic code that is equipped for rectifying irregular blunders. BCH codes technique utilized as a part of this report each of the four information bits of an information stream of 7 bits. In this way, we can call BCH (7, 4). It is expected that the validation information utilizing encoding a BCH C (7, 4). At the point when c is 1 mistake little can be changed over back to a unique. At the point when AC 2-bit mistake can not be reestablished but rather can distinguish the presence of blunder. This technique gives a strategy that is fit for verification, as well as reestablish the confirmation information controlled to its unique frame. A cyclic code has great numerical structure that incorporates an instrument for programmed synchronization. This system is given by a move enroll with straight input. On the off chance that the information is not right when disentangling, you can rapidly come back to a blunder state to manage interpreting. This property is sufficiently hearty to concentrate information from an information stream containing mistakes. We can accomplish the objective of validation pictures with this favorable position.

## II. RECENT WORK

DWT is most suitable to accomplish vigorous and imperceptible watermarking plan that prompts great visual picture quality marked. Lately, the particular esteem deterioration (SVD) is utilized as another strategy for watermark. A diagram of the usefulness on changes in a picture and its basic data which assume a critical part in foreseeing the picture quality is exhibited. Changes particular vectors related with solitary esteems speaking to fundamentally the luminance of the picture. We utilize half breed DWT-SVD changed in this paper the watermark reconciliation will.

Liu and Liu [5] displayed calculation SVD based watermark. In this calculation, register particular estimations of the host picture, and change joining the watermark and apply SVD change by and by in succession framework to locate the novel adjusted esteems. These solitary esteems consolidate to concentrate watermark picture watermark, the switch procedure is connected to separate the watermark. Watermarks in view of SVD has been proposed by a few agents.

Li Yuan Zong and [6] presented a cross breed arrangement of watermark DWT-SVD have human visual framework. Half and half DWT-SVD disintegrates the host picture into four sub-groups and coordinates connected SVD solitary estimations of the watermark in these sub-groups. Chandra [7] represents a watermarking procedure by including cushion the solitary estimations of the particular estimations of the whole picture. At first, the particular estimations of the host and watermark picture are ascertained, and afterward increased solitary estimations of the watermark is added to the host picture.

Raval and Rege [8] presented a few watermarking plans in view of DWT change. Picture have range is partitioned into two unique groups LL, HH and watermark implanted in it. The administration has a major contrast against assaults, for example, pressure, more commotion, histogram evening out, yet not able to oppose the assaults of turn, scale printing and checking.

Naghsh-Nilchí Kasmani and [9] enters a preparing framework that serves both half breed DCT and DWT to incorporate the computerized watermark. At first DCT mixture approach used to coordinate the watermark taken after by three levels of DWT disintegration. Cross breed framework with a decent recuperation from assaults, yet experience the ill effects of the issue of time unpredictability.

### III. PROPOSED WATERMARKING SCHEME

In this work, a half and half arrangement advanced water check encoded (EHDWS) was proposed. EHDWS depends on Haar DWT change with upper band solitary esteem disintegration. At first proposed DWT EHDWS break the picture into four recurrence groups specifically LL, HL, LH and HH with the assistance of turn harr.

The specialized proposition utilizing the DWT handling framework for computerized watermarking. That the info picture is deteriorated into four segments, in particular, LL, HL, LH and HH, where the main letter compares to a change of the line is high or low back and the second to the last channel connected to the segments recurrence.

HH amass EHDWS used to coordinate the watermark, since has finer points of interest of the vitality of the picture. Along these lines inserted watermark won't influence the devotion scope perceptual picture.

The proposed watermark plan is coordinated by supplanting the solitary estimations of the picture band HH have BCH code with particular estimations of the watermark. Choosing the watermark picture is to such an extent that its solitary esteems are inside the given range and energy of particular estimations of watermark will be roughly equivalent to the vitality of the solitary estimations of the HH band. Furthermore, substitution of the solitary esteems won't influence the picture quality and vitality substance of HH gathering saw.

BCH code verification initially change information section in the mistake adjustment code by an encoding standard. Also, all of the code is coordinated into a couple execution of a picture. In the confirmation procedure, the extricated information is checked whether it meets the benchmarks relating redress or no coding blunders. Inability to conform to the guidelines, the combine of execution will be dealt with as an aggravated territory.

#### IV. WATERMARK EMBEDDING ALGORITHM

Step 1:- Apply SVD over Watermark Image (W)

$$\text{Watermark}_{\text{image}} = U_W * S_W * V_W^T \dots\dots\dots(1)$$

Where  $S_W$  Singular value co-efficient are rounded to the nearest integer and represented by 7 bits, including sign.

Step 2:- Decompose the host image into four sub-bands with different wavelength by using DWT Haar wavelet transformation

$$\text{Host}_{\text{image}} = LL, HL, LH, HH \dots\dots\dots(2)$$

Step 3:- Apply SVD over HH band of Host image.

$$\text{Host}_{\text{image}}^{HH} = U_{HH} * S_{HH} * V_{HH}^T \dots\dots\dots(3)$$

Step 4: Apply BCH (7,4) code generation over

$\text{Watermark}_{\text{image}}^{Sw}$  for generating error detection code where n represents codeword length, k represents message length.

$$S_W^{BCH} = \text{BCH}(S_w, 4) \dots\dots\dots(4)$$

Step 5:- Replace the singular values of the HH band with the encoded singular values of the watermark.

$$\text{WatermarkedHost}_{\text{image}}^{HH} = U_{HH} * S_W^{BCH} * V_{HH}^T \dots\dots\dots(5)$$

Step 6:- Apply inverse DWT to produce the watermarked cover image.

#### WATERMARK EXTRACTION ALGORITHM

Step 1:- Apply SVD over Watermark Image (W)

$$\text{Watermark}_{\text{image}} = U_W * S_W * V_W^T \dots\dots\dots(6)$$

Where  $S_W$  Singular value co-efficient are rounded to the nearest integer and represented by 7 bits, including sign.

Step 2:- Decompose the Water marked image into four sub-bands with different wavelength by using DWT Haar wavelet transformation

$$\text{Water Marked}_{\text{image}} = LL, HL, LH, HH \dots\dots\dots(7)$$

Step 3:- Apply SVD over HH band of Water Marked image.

$$\text{WaterMarked}_{\text{image}}^{HH} = U_{HH} * S_{HH} * V_{HH}^T \dots\dots\dots 8$$

Step 4:- Apply BCH (7, 4) code generation over  $\text{WaterMark}_{\text{image}}^{Sw}$  for generating error detection code where n represents code word length, k represents message length.

$$S_W^{BCH} = \text{BCH}(S_w, 4) \dots\dots\dots 9$$

Step 5:- Compare value evaluated in equation 9 and  $S_{HH}$  evaluated in equation 8 if same the host watermarked image not suffered from any noise and attack



Step 6:- Replace the encoded singular values of the watermarked image with singular values of the HH band ie singular matrix .

$$\text{WatermarkedHost}_{image}^{HH} = U_{HH} * S_W^{BCH} * V_{HH}^T \dots \dots 5$$

Step 7:- Apply inverse DWT to produce the original Host image.

### V. RESULT ANALYSIS

The proposed works has tested on the different images of size 512x512. All These images are colored. Here the images are used called LENA and pepper. The watermark image has also the same size as the host image. To simulate the proposed work the implementation has done in MATLAB.

Table 1: Comparison between PSNR ratio of various approach

Data Set	Approach	PSNR (dB)
Lena	Proposed Approach	71.2
	Robust	61.16
Peppers	Proposed Approach	67.12
	Robust	57.37

The term crest proportion of flag to clamor, regularly shortened PSNR, which speaks to the proportion of the most extreme conceivable energy of a flag and commotion control debasing influences reliability. PSNR can be portrayed as far as PSNR logarithmic scale higher demonstrate low devotion and the other way around. This can happen in light of the fact that we need to limit the MSE (mean square mistake) between pictures as for the most extreme estimation of the picture flag. The mean square blunder for our viable purposes enables us to think about the estimations of the "genuine" our unique pixel our debased picture. Presently from the given table, it can be effortlessly said that the proposed calculation works best with DWT-SVD calculation.

The table demonstrates the outcomes with various creators gave lately. PSNR variable is a picture used to decide the nature of the picture or picture. It is figured utilizing normal mistake MSE square implies square blunder (MSE), which for two  $m \times n$  monochrome pictures I and K whereone uproarious pictures is viewed as another approach is characterized as:. PSNR ascertain the first picture and the subsequent picture. These two parameters are ascertained utilizing the accompanying recipes.

Trial comes about demonstrate that in Table 1 demonstrate that PSNR extend between 48 db to 53 db of all current innovation. Specialized Base FA DWT-SVD is around 52-55 db PSNR analyzed in both individual and multi-scale, which is the biggest among all the current approach say loukhaoukha [10] with 47,718 PSNR db for Lena and surmised 48,097 Peppers PSNR db, Ishtiaq [12] with roughly 48,105 db PSNR and Xianghong [13] db PSNR with 49,075 DWT then proposed conspire SVD-based verification BCH code tattoo estimated PSNR 73.78 dB and 65.46 dB for Lena Peppers PSNR. Exhibit that the proposed calculation gives execution mass contrasted with past methodologies. The outcomes are Lena and glue peppers that were additionally utilized by past creators.




Fig.4. Host Image

This figure shows the host image on which the watermark image will be embed. In this work there are different images has been use. Here only the outputs of lena image has shown.

In this manner there is also need of any watermark. In this scenario the image of fruits is woks a water mark image. Both images will take as a input using the MATLAB code.



Fig.5. Watermark Image

Here we need to apply the bch code on watermark image. The output has shown below in the form of figure.

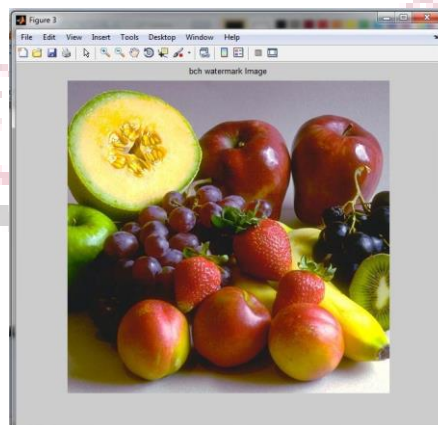


Fig.6. BCH watermarked




Fig.7. Watermarked Image

This figure is our final output. This output conations the watermark which can transfer one end to another end.



Fig.8. Extracted Host Image.

There is need to remove the watermark from the host image. Above figure is a extracted host image from final output.

## VI. CONCLUSION AND FUTURE WORK

Watermark ought to be strong and recoverable regardless of the possibility that a portion of the substance has been changed for at least one assaults, for example, pressure, separating, geometric twisting, resizing, and so forth. Our cross breed extend plot coded advanced watermarking (EHDWS) has a high level of heartiness that is approved by recovering the watermark and the assault printing filtering is one of the most grounded assaults .In this work propose a water marks dazzle conspire based discrete wavelet change (DWT) and solitary esteem disintegration (SVD). Particular esteems are utilized at high recurrence (HH) band (OAS) to improve perceptual straightforwardness and vigor impediments. While most weight control plans in view of SVD be vigorous, has given

careful consideration to security angles. A hefty portion of the current DWT and SVD-based methodologies don't deal with the issue of confirmation and security. The proposed strategy identifies with the consolidation of this validation instrument based flaw in BCH. Along these lines, the subsequent strategy is both powerful and safe time. Test comes about demonstrate that the proposed conspire gives higher PSNR esteems, showing that the visual nature of the marked and assaulted pictures is great and powerful execution inserting plan against different picture handling operations. The proposition to utilize this calculation for picture tattoo craftsmanship, however this work does not stretch out to video of two sorts - packed and uncompressed. Later on, we will attempt to achieve this with continuous requirements should likewise be considered. To this end, the many-sided quality of computation time for coordination and extraction must be considered and connected.

## REFERENCES

- [1] Nasrin M. Makbol, Bee Ee Khoo , Taha H. Rassem,” Block-based discrete wavelet transform Singular value decomposition image watermarking scheme using human visual system characteristics” , IET Image Processing, Vol. 10, Iss. 1, pp. 34–52, 2016.
- [2] Swathi.K, Ramudu.K, Robust Invisible QR Code Image Watermarking Algorithm in SWT Domain, IEEE Transaction on Image Processing Vol.2, Special Issue 4, September 2014
- [3] Peyman Rahmati, and Andy Adler, and Thomas Tran. —Watermarking in E-commerce, IEEE Transaction on Circuits and Systems, Vol. 4, No. 6, 2013
- [4] Vinita Gupta, Atul Barve, —Robust and Secured Image Watermarking using DWT and Encryption with QR Codes, International Journal of Computer Applications (0975 – 8887) Volume 100 – No.14, August 2014
- [5] M. Kim, D. Li, and S. Hong, —A Robust and Invisible Digital Watermarking Algorithm based on Multiple Transform Method for Image Contents :Proceedings of the World Congress on Engineering and Computer Science 2013 Vol I WCECS 2013, 23-25 October, 2013, San Francisco, USA
- [6] Arathi Chitla, M. Chandra Mohan, Authentication of Images through Lossless Watermarking (LWM) Technique with the aid of Elliptic Curve Cryptography (ECC), International Journal of Computer Applications (0975 – 8887) Volume 57– No.6, November 2012
- [7] K.Ganesan and Tarun Kumar Guptha, —Multiple Binary Images Watermarking in Spatial and Frequency Domains, Signal & Image Processing : An International Journal(SIPIJ) Vol.1, No.2, December 2010
- [8] Jeng-Shyang Pan, Hao Luo, and Zhe-Ming Lu, —A Lossless Watermarking Scheme for Halftone Image Authentication, IJCSNS International Journal of Computer Science and Network Security, VOL.6 No.2B, February 2006
- [9] Raval M S and Rege P P “Discrete wavelet transform based multiple watermarking scheme” TENCON, Conference on Convergent Technologies for Asia-Pacific Region 3(1): 935–938 ,2003
- [10] Kasmani S A and Naghsh-Nilchi A, “A new robust digital image watermarking technique based on joint DWT-DCT transformation”. Convergence and Hybrid Information Technology ICCIT „08 Third International Conference 2(1): 539–544, 2008